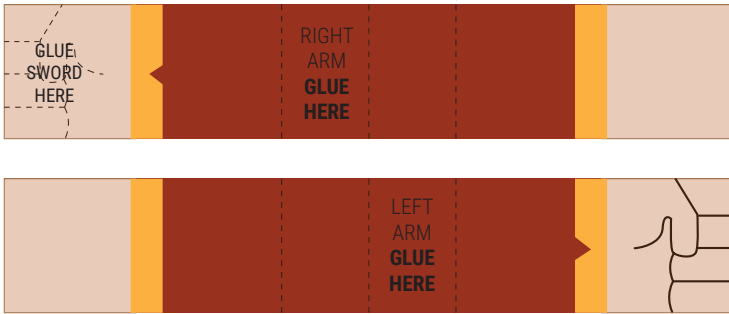


1. Cut out the right arm. Then fold here. Do the same with left arm.

2. Once glued, fold here. Do the same with left arm.





PETE THE PIRATE



INSTRUCTIONS

- Print Template on thick paper or card.
- Use scissors to cut-out along solid colour lines.
- Cut first the sections indicated with the scissors symbol.
- Fold along dashed lines.
- Glue folded tabs to insides. Glue tabs in order.



Sword of Destiny

