


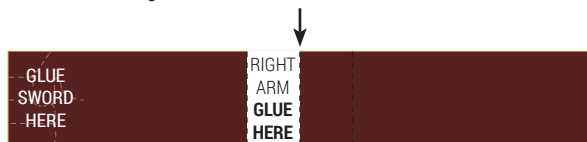
# OSCAR THE SNOWMAN



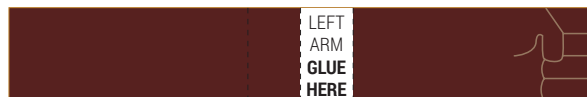
## INSTRUCTIONS

Print Template on thick paper or card.  
Use scissors to cut-out along solid colour lines.  
Fold along dashed lines.  
Glue folded tabs to insides. Glue tabs in order.


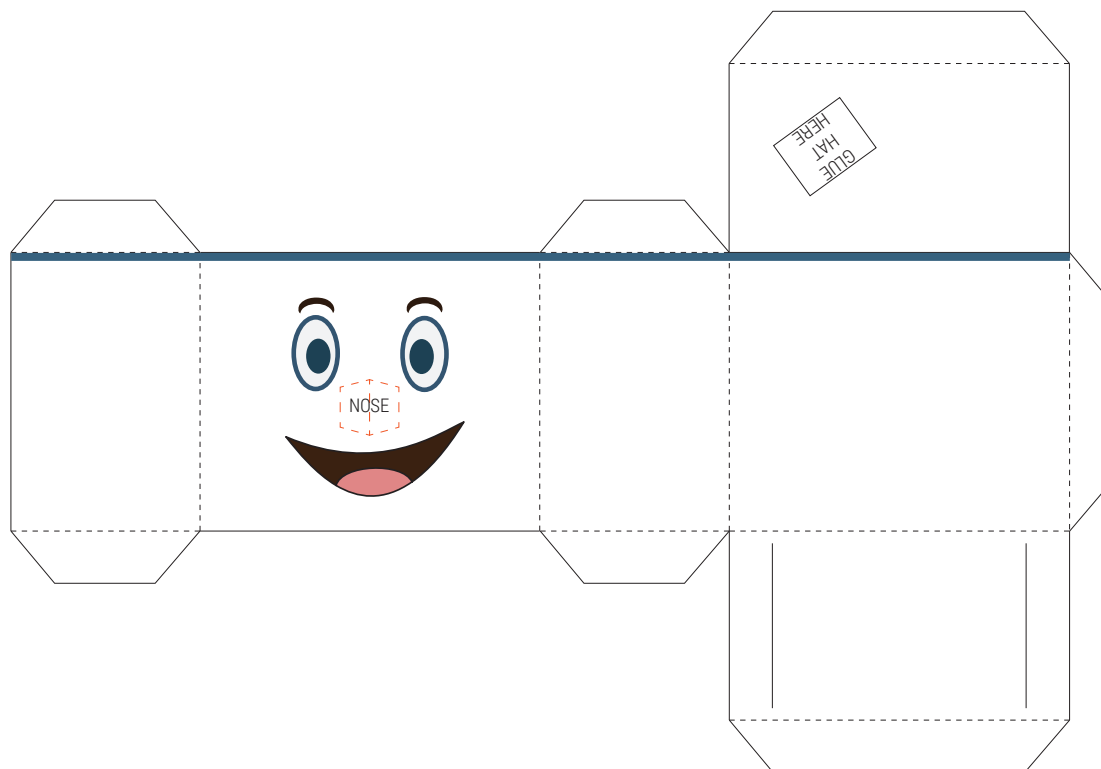

1. Cut out the right arm. Then fold here. Do the same with left arm.



2. Once glued, fold here. Do the same with left arm.



Cut Oscar's nose, fold in the middle and glue it together. Make sure tabs are folded outward. Glue tabs onto Oscar's face.



↑  
Sword of Destiny

